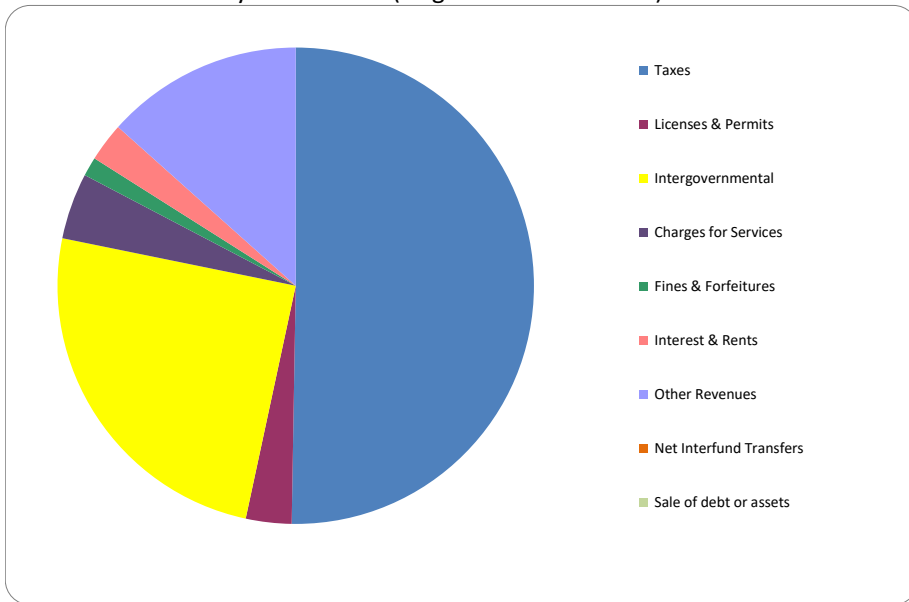


CITIZEN'S GUIDE TO LOCAL UNIT FINANCES - City of Wayne (82-2300)

REVENUES

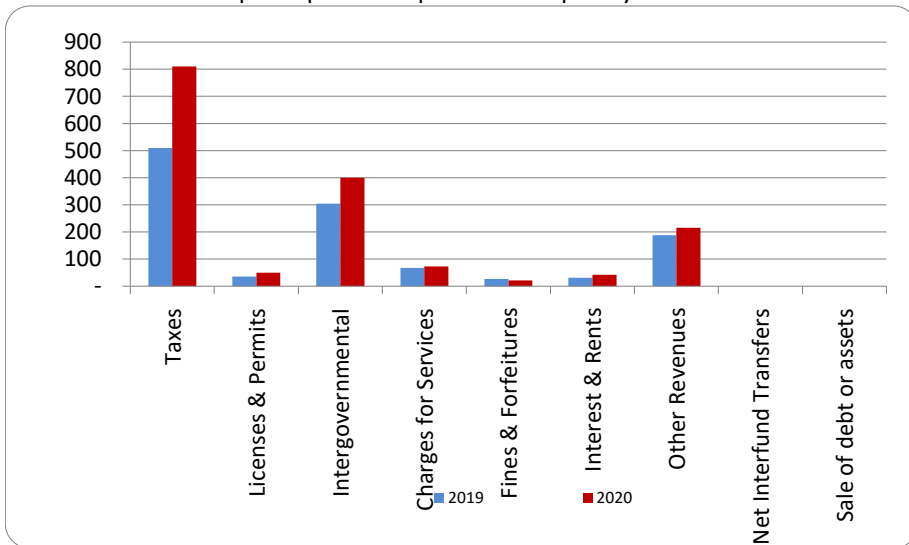
1. Where our money comes from (all governmental funds)



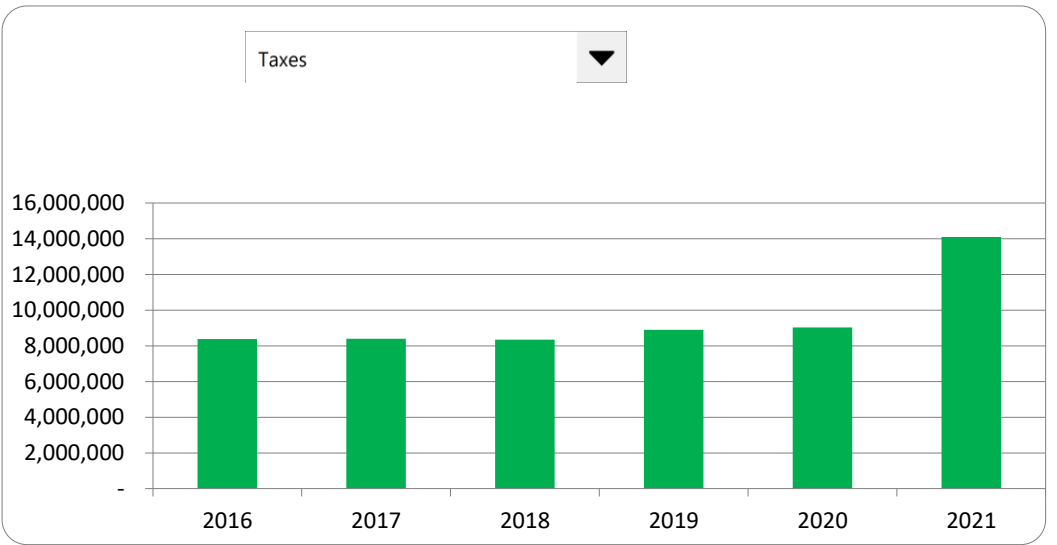
2. Compared to the prior year

	<u>2020</u>	<u>2021</u>	<u>% change</u>
Taxes	\$ 9,020,096	\$ 14,092,037	56.23%
Licenses & Permits	629,049	868,627	38.09%
Intergovernmental	5,386,121	6,959,917	29.22%
Charges for Services	1,184,866	1,257,762	6.15%
Fines & Forfeitures	475,728	362,444	-23.81%
Interest & Rents	545,496	735,842	34.89%
Other Revenues	3,328,523	3,755,286	12.82%
Net Interfund Transfers	-	-	N/A
Sale of debt or assets	-	-	N/A
Total Revenues	\$ 20,569,879	\$ 28,031,915	36.28%

3. Revenue sources per capita - compared to the prior year



4. Historical trends of individual sources



Commentary:

For more information on our unit's finances, contact Katie Sample, Finance Director at 734-722-2000.